



Procon Engineering

(A Division of National Oilwell Varco UK Limited)



Type IT3 Weighing Terminal

IP69K stainless steel housing

W & M approved – 10000 division

Panel, wall or desk mountable

Analogue & serial output options

12V-30 VDC version for mobile use

Optional PC interface

110 - 240 VAC integrated power supply

2 digital inputs & 2 digital outputs (option)

- Ideal for locations requiring high hygienic standards, (Food, Pharmaceutical and Chemical industries).
- Entry of ID's, ie. Order No, Customer No, Product No, etc.
- Standard programmes for drum filling, parts counting, truck scale, etc.
- Mobile weighing with data logging.
- On-line serial interface via Ethernet.
- PC software tool for communication between Microsoft Windows programmes (remote reading of weight, taring, zeroing, etc. from PC)

IT3 Weighing Terminal

Technical Specification Sheet

Stainless steel housing IP69K

Suitable for harsh environment weighing locations. With mounting brackets for desktop or wall-mount installation. Integrated power supply unit, sealed cable glands for all cable connections.

Keyboard

With function keys for zero setting, taring and printing, numeric keys for the entry of manual tare and IDs. Alphanumeric entries possible via multiple key assignment.

Universal Use

Suitable for difficult environmental conditions and locations with high hygienic standards, as in the food, pharmaceutical and chemical industry.

High Operational Security

Fast and error-free operation is ensured by a colour display for the indication of weight, IDs and operator prompts in combination with an easy-to-use keyboard.

Weighing Electronics

IT3 connects to one or two scales with analogue strain gauge load cells, entry impedance 43 0hm-3.3 k0hm (e.g. suitable for 8 x 350 0hm load cells), or via zener barriers, entry impedance 87.5 0hm - 3.3 k0hm (e.g. suitable for 4 x 350 0hm load cells). W & M approved resolution of up to 10000 d. Calibration is possible as a single or multiple range (e.g. 3 x 3000 d) and as single or multi-interval scale.



Colour display

For indication of weight, multi-lingual operator prompts and calibration dialogue. With backlighting, 13cm (5") display

Power supply

110–240 VAC (integrated) for stationary use or 12 – 30 VDC (integrated) for mobile use.

Weighing Programme

Display of net, tare and gross weight. Operator prompting with entry of up to 20 additional IDs (e.g. order No., customer No., product No., etc.) Prompts and length of entries are configurable.

Weighing data can be stored in an internal W&M approved data archive (only for operating modes BASIC, TRUCK and ONLINE). Parts counting and totalising is also possible.

Plug-on modules are used to set IT3 up for applications of varying complexity.

Data Logging

Via optional printer interface. The print layout for labels or forms is configurable. Printout of weights, totals, date, time, stored texts, entered IDs and calculated values.

Data Transmission To PC

Transmission of all entered IDs, date, time and weight after each weighing cycle, data storage on the PC's hard disk.

PC ONLINE Mode

Via optional PC interface. Reading of weight, taring, zero setting and other functions can be remotely controlled from a PC. Weights can be stored in a W&M approved data archive in the IT3 or on the PC's hard drive for verification. Data transmission is possible through serial interface or Ethernet LAN.

Switching and Filling

With an optional input/output module two weight thresholds can be monitored, e.g. for max. or min. values.

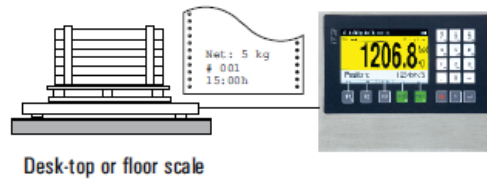
Start of weighing cycle and taring is possible from external switches. Alternatively the inputs and outputs can be used for a filling sequence with start/stop switch.

IT3 Weighing Terminal

Technical Specification Sheet

BASIC

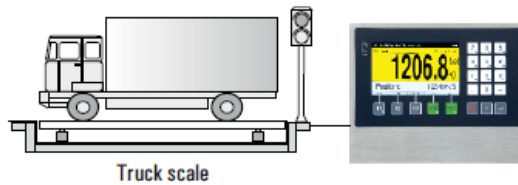
W&M approved weighing terminal
Entry of IDs, e.g. order No. and product No., taring, weighing and totalizing, W&M approved storage of weighing data in data archive, printout of ticket, data transmission to PC.



Connection to:
printer, PC or
remote display

TRUCK

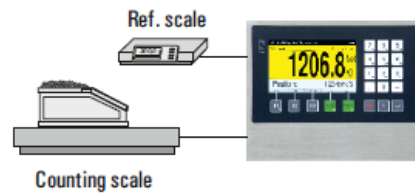
W&M approved truck scale terminal
First and second weighing or single-pass weighing with known tare weight, W&M approved data archive, printing of ticket, traffic light control, data transmission.



Connection to:
printer, traffic light,
PC or remote display

COUNT

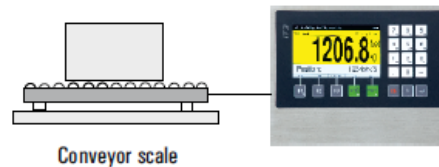
Parts counting terminal
Capturing of piece weight via reference scale, parts counting with optimization of piece weight, weigh-in or weigh-out mode, plus / minus display, item counter, memory for totals.



Connection to:
printer and PC

CHECK


Checkweighing terminal
Weight check for incoming goods or filling applications, plus / minus check with output of min. / max. signals.



Connection to:
relay unit, printer and PC

FILL

Simple filling controller
Filling or discharging in fast and slow speed, with tare check and preact optimization. Memory for the filling parameters of 9 products. Inputs for external start / stop signals.



Connection to:
relay unit or PLC,
printer and PC

ONLINE

W&M approved ONLINE weighing terminal
Data transmission, taring or zero setting on request from PC. Connection to PC via serial line or Ethernet, W&M approved data archive in IT3 or on PC.



ONLINE OP

W&M approved fieldbus weighing terminal
Capturing of weight and operation data. Filling or discharging controlled by PLC or PC. W&M approved data archive.



IT3 Weighing Terminal

Technical Specification Sheet

Display and keyboard

Bright 5" (13cm) colour screen for indication of weight and operator prompts and calibration.

Sealed membrane keyboard with tactile feedback, with numeric keys for the input of tare weights and additional information, scale keys for zero setting and taring and function keys. Input of alpha characters via multiple assignment of numeric keys.

Weighing electronics

Connection to scales with analogue strain gauge load cells, entry impedance 43 0hm-3.3 k0hm (e.g. suitable for 8 x 350 0hm load cells), or via zener barriers, entry impedance 87.5 0hm-3.3 k0hm (e.g. suitable for 4 x 350 0hm load cells). W & M approved resolution up to 10000d. Internal resolution 524000d. update rate 50-800/s. smallest load cell signal 0.33µV/e.

Internal event log for scale errors

Calibration

Of scales with analogue load cells: Set up as single of multiple-range scale with 1, 2 or 3 ranges or as multi-interval scale. Calibration with test weights or through entry of rated output of load cell(s), option for the linearization of the load curve. Clear operator prompts for all steps of calibration sequence. Transmission of all calibration data to/from PC with printout.

Electrical connection

110 – 240 VAC, 50/60 Hz or 12 – 30 VDC via integrated power supply unit, or 12 – 30 VDC for power supply via external battery.

Operating temperature

-10°C (+14°F) to +40°C (+104°F), 95% relative humidity, non-condensing.

Interface options

One SIM socket for:

Serial interface to connect a PC printer, remote display or reference scale via RS232 or RS485 4-wire. Printout configurable with PC tool **IT CONFIGURATOR**.

Ethernet module to connect to TCP/IP networks or a network printer. Remote diagnosis is possible via internet.

USB module to connect as USB printer or keyboard.

Bluetooth module to connect to a Bluetooth enabled PC, tablet or smartphone.

One extension socket for:

SIM-ETH3 module providing a second SIM socket.

Fieldbus module for Profinet, Profibus DP or Ethernet/IP.

Shift adjust board for 4 load cells (IT3 Blackbox only)

One socket for digital inputs/outputs or analogue output:

2 digit inputs and 2 digital outputs. Optoisolated, 24VDC, outputs for setpoint monitoring and simple filling applications, inputs for start of weighing and taring or start/stop of filling.

Analogue output

0-20mA, 4-20mA, 0-10V or 2-10V, 15 bit, 32000 divisions, for analogue output of weight.

Data Storage

Power fail safe storage of data and time.

Application memory:

BASIC: 9 selectable tare weights,
COUNT: 9 reference weights
TRUCK: 99 first weights
FILL: 9 products

Further Options

Internal W & M approved data archive

To record the latest 1,000,000 weighing results.

Interface for two scale bases DADM

To connect two scales with analogue strain gauge load cells

PC ScaleView

PC software for the display of weighing data and scale status information.

PC COM+ / PC ARCHIVE

PC software for W & M approved recording of weighing data on a PC hard disk.

IT CONFIGURATOR

PC software for calibration, backup, configuration of user prompts, and editing of print formats.

RTC Web Interface




Via Ethernet/Internet connection with integrated web server.

Ethernet interface cable

With RJ45 connector, 5m (20") or 10m (40").

Splash and dust cover

Transparent plastic cover to protect display and keyboard.

Desk/Wall Mount Version	Panel-mount Version	Blackbox Version
		
<ul style="list-style-type: none"> Stainless steel housing, IP69K, NEMA 4 Suitable for desk top or wall mount installation Dimensions W x H X D: 228 x 214 x 124mm (8.9" x 8.4" x 4.9") 	<ul style="list-style-type: none"> Stainless steel housing, fascia plate protected to IP69K, NEMA 4. Dimensions W x H X D: 241 x 180 x 47mm (9.5" x 7.1" x 1.9") Cut-out in panel: 224 x 163mm (8.82" x 6.42") 	<ul style="list-style-type: none"> Stainless steel housing, IP69K Wall mount installation Dimensions W x H X D: 221 x 171 x 64mm (8.7" x 6.7" x 2.5")

Procon Engineering's policy is one of continuous product enhancement.

We therefore reserve the right to incorporate technical modifications without prior notification. E&OE.

Issue No: 2018-01

Block 4, Units 2 & 3

Vestry Estate

Sevenoaks, Kent, TN14 5EL

Tel: 01732 781300

Fax: 01732 781311

web site: www.proconeng.com

